



**ZHEJIANG HANGCHA IMP. & EXP. CO., LTD.**

**Factory site:** 666 Xiangfu Road,  
Hangzhou, Zhejiang, China (311305)

Tel: +86-571-88926735 88926755  
Fax: +86-571-88926789 88132890

sales@hcforklift.com  
www.hcforklift.com



Follow us on  
Facebook



Follow us on  
YouTube



Follow us on  
WeChat



Download "Hangcha  
Forklift" App



ISO14001  
ISO14001:2015



ISO9001  
ISO9001:2015



HANGCHA trucks conform  
to the European Safety  
Requirements.

2022 VERSION 5/COPYRIGHT 2022/12

HANGCHA GROUP CO., LTD. reserves the right to make any changes without notice concerning colors, equipment, or specifications detailed in this brochure, or to discontinue individual models. The colors of trucks, delivered may differ slightly from those in brochures.



## XF Series Diesel / Gasoline / LPG Counterbalanced Trucks

with capacities of 1,000 to 3,500kg

*The World of Hangcha*



# HANGCHA be with you at every stage

Efficient, reliable solutions for your demands



**GCT**

Eco-friendly engines compliant with global emission regulations.

Global standard forklift engines with top-class of output and reliability performance.

ENGINE TYPE	Vertical Inline 4-cylinder • Water cooled • OHV
FUEL	Gasoline • LPG
FUEL SYSTEM	Electronic Controlled, Gasoline : Injector • LPG : Injector
EMISSION REGULATION	CARB SIP LSI-1/ EPA Tier2/ EU STAGE V




Interactive instrument: The instrument adopts 4.0-inch color LCD display with four interactive buttons, and has one CAN bus communication function. The communication protocol is compatible with CANopen and SAE J1939 standards.

No.	Capacity	Series	Manufacturer	Engine	Drive power	Model	Emission Std.	Transmission	Power (kw/rpm)
1	1.0-1.75t	XF	GCT	GCT GK21LPG EU-StageV CERT	LPG	CPYD15/18-XH1F/B	Stage V	F/OKAMURA	38.4/2700
2	2.0-3.5t	XF	GCT	GCT GK25LPG EU-StageV CERT	LPG	CPYD20/25/30/35-XH3F/B	Stage V	F/OKAMURA	43.4/2700
3	1.5-1.75t	XF	GCT	GCT GK21 LPG 1G001 EKH00	LPG	CPYD15/18-XH23F/B1	CARB SIP LSI-1/ EPA Tier2/ EU STAGE V	F/OKAMURA	43/2700
4	1.5-1.75t	XF	GCT	GCT GK21 DUAL 1G001 ECH00	DUAL LPG/GAS	CPQYD15/18-XH24F/B1		F/OKAMURA	43/2700 40/2700
5	2.0-3.5t	XF	GCT	GCT GK25 LPG 1G001 ELH00	LPG	CPYD20/25/30/35-XH21F/B1		F/OKAMURA	47/2700
6	2.0-3.5t	XF	GCT	GCT GK25 DUAL 1G001 EDH00	DUAL LPG/GAS	CPQYD20/25/30/35-XH22F/B1		F/OKAMURA	47/2700 44.5/2700

Note: Stage V applied for European Union also including Israel and Turkey  
Tier4 Final applied for North American  
F means full floating transmission

# STAGE V & TIER 4F

With Hangcha you can meet all Stage V/Tier 4f emissions standards which provides customer demands for value, innovation and performance. The technologies include common rail fuel systems, diesel oxidation catalysts (DOC) and diesel particulate filters (DPF). Designed and optimised to every engine model, our forklift truck maximises efficiency and reliability.



**KUBOTA**

• **Emissions Compliance**

Meeting rigid emissions regulations can be a challenge for any company. V2607-CR-E5B engines have been designed to comply with stringent regulations: EU StageV EPA/CARB Tier4 F.

• **Advanced DPF Technology**

• **Clean and Quiet Power**

• **Great Flexibility**



**XINCHAI**

No.	Capacity	Series	Manufacturer	Engine	Drive power	Model	Emission Std.	Transmission	Power (kw/rpm)
1	1.5-3.5t	XF	KUBOTA	V2607-CR-E5B	Diesel	CPCD15/18/20/25/30/35-Xw97F/B1	EU StageV EPA/CARB Tier4 F	F/OKAMURA	37.4/2400
2	2.0-3.5t	XF	KUBOTA	V2607-CR-TE5B	Diesel	CPCD20/25/30/35-Xw98F	EU StageV EPA/CARB Tier4 F	F	47.3/2400
3	1.5-1.75t	XF	XINCHAI	3E22YG51P464	Diesel	CPCD15/18/-XH7F/B1	Stage V	F/OKAMURA	34/2400
4	2.0-3.5t	XF	XINCHAI	3E22YG51	Diesel	CPCD20/25/30/35-XH7F/B1	Stage V	F/OKAMURA	44.8/2400

Note: Stage V applied for European Union also including Israel and Turkey  
Tier4 Final applied for North American  
F means full floating transmission



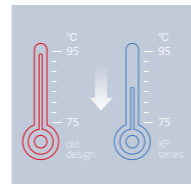
# Productivity

Dynamic load sensing hydraulic steering system, Efficiency lighting system, lower fuel consumption, combine to provide increased productivity and reduced operating costs.

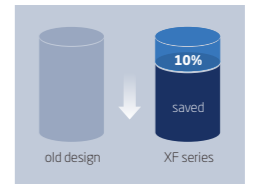
The new Dynamic load sensing hydraulic steering system contributes to reduce loss of hydraulic and improve energy efficiency.

The new efficiency lighting system employs LED illuminant and new type reflector to reduce energy consumption, improve significantly illumination performance and prolong work time.

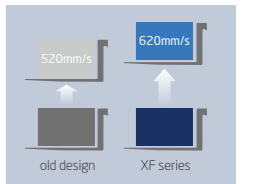
By optimizing transmission design, the power train provides higher efficiency. The fuel consumption is reduced by 10%.



Hydraulic oil balanced temperature (2.5T 4TNE98)




Fuel consumption



Speed at full load (2.5T 4TNE98)

# Comfortable Operation



In developing the new XF Series, comfort and ease of operation is carefully considered, for example, to improve vibration levels, compound engine damper and full floating power train are adopted. Comfortable operating environments for operator also contribute to increased productivity.



In addition to rubber damper between frames and steering axle, compound engine damper and full floating power train achieve flexible connection between frames and driving system, as a result, traveling vibrations and vibrations from the driving system are significantly reduced.




The enlarged capacity of optimized exhaust muffler, the intake muffler and the noise shield technologies provide significantly lower noise levels.

1. The new, relocated easy- to-see LCD meter lets the operator check on all aspects of operational status at a glance.
2. The new automobile-style light/turn-signal lever and forward-reverse lever are ergonomically designed and arranged to improve comfort and productivity.
3. The small diameter steering wheel with tilt adjustment provides the ideal operating position. The superior responsiveness of the steering wheel optimizes maneuverability even in narrow spaces.
4. The parking brake is specially developed. The operational force is reduced by 30%.
5. The automobile-style suspended pedals provide more ergonomic operation.



# Comfortable Operation

Optimal visibility in all directions create the best conditions for high productivity through relaxed and safe working.



The extra foot space is provided to reduce operator fatigue significantly. The new wide-open, non-slip step makes getting in and out easy and safe. The optional Electro-hydraulic proportional control system contributes more sensitive and precise load handling. The easy-to-operate levers provide total load handling operation. An armrest is provided to reduce fatigue.

In addition to the soft landing system, the soft lifting system is adopted (front lifting cylinders of triplex mast and full free duplex mast), as a result, the noise and shock of the mast significantly decreases.

The developed front lifting cylinders with smaller outer diameter give the operator superior forward visibility.

The double lifting cylinders provide better forward visibility.

# Reliability

By focusing on enhancing reliability, reducing downtime, the XF series is able to make the greater productivity for customer.



The new aluminum alloy transmission with full floating structure features excellent heat dissipation capability, more and thicker disc meet the most demanding applications.



The new vehicle controller integrates all electrical components, features excellent durability for temperature, water and vibration for most demanding operation.



The new stamped air cleaner featuring tangential intake, double seal with safety filter is durable, corrosion-free and vibration-resistant, provides better filter efficiency and lower intake resistance than the previous.



XF series features rugged design, stamped frame and engine hood, stamped instrument panel and head guard, heavy profile rail mast combine to provide excellent rigidity, which ensures outstanding reliability even in heavy-duty work.



Extra capacity combined radiator with serpentine wave and optimized heat dissipation channel enhance the heat dissipation capability to keep engine reliability even in heavy-duty applications.

# Easy Maintenance



Careful design facilitates inspection and servicing. Easy maintenance reduces the amount of downtime and helps to reduce cost also.

The cover on the Panel can be lifted up simply to check the brake fluid.

The two-piece design makes the floorboard easy to lift and remove for access to the power train.

The easy-to-operate latch provides quick access to the engine compartment.

The fasteners of the radiator cover can be turned easily by hand to enable quick inspections or servicing.

# Safety

A wide range of technologies are applied to ensure absolute safety for both the operator and those in the surrounding.



1. The operator presence sensing system incorporates lifting/tilting and traveling locking function. When the operator leaves the seat, the system automatically locks lifting / tilting and disables traveling to ensure safety.
2. A throttling device is adopted to avoid the mast being out of control even some pipes are broken.



The locking device of the engine hood damper and parking brake help add to safety.



An optional rear-pillar assist grip with a horn button enhances safety of operator while traveling in reverse.

# Standards


Transmission	Steering	Chassis	Control	Hydraulic
<ul style="list-style-type: none"> <li>/ Suspended transmission</li> <li>/ Oil filter</li> <li>/ Dipstick</li> <li>/ Oil cooler</li> <li>/ Non-asbestos brake</li> <li>/ MS transmission with wet brake</li> </ul>	<ul style="list-style-type: none"> <li>/ Full hydraulic power steering</li> <li>/ Smaller diameter steering wheel</li> <li>/ Adjuster of steering wheel</li> </ul>	<ul style="list-style-type: none"> <li>/ Skidproof pedal</li> <li>/ Rubber pedal</li> <li>/ Engine hood spring</li> </ul>	<ul style="list-style-type: none"> <li>/ Power steering</li> <li>/ Suspension pedal</li> <li>/ Integrated combination switch</li> <li>/ Cable parking brake</li> </ul>	<ul style="list-style-type: none"> <li>/ Dynamic load sensing control valve ( Diesel IC )</li> <li>/ Hydraulic oil filter</li> <li>/ Tilt cylinder self-locking valve</li> <li>/ Hydraulic oil dipstick</li> </ul>
Truck	Power	Electronics	Mast	
<ul style="list-style-type: none"> <li>/ Traction device</li> <li>/ Handhilds</li> <li>/ Standard seat</li> <li>/ Standard overhead guard</li> <li>/ Waterproof cover on the guard</li> <li>/ Back view mirror</li> <li>/ Pneumatic tyres</li> </ul>	<ul style="list-style-type: none"> <li>/ Big capacity aluminum radiator</li> <li>/ Little tank</li> <li>/ Whirlwind air cleaner</li> <li>/ Safety filter</li> <li>/ High-efficient intake muffler</li> <li>/ High-efficient exhaust muffler</li> </ul>	<ul style="list-style-type: none"> <li>/ High-efficient front lights</li> <li>/ High-efficient LED rear lights</li> <li>/ Service-free start battery</li> <li>/ Combination controller</li> <li>/ LCD display</li> <li>/ Neutral switch</li> <li>/ Time meter</li> <li>/ Fuel gauge</li> <li>/ Water temperature gauge</li> <li>/ Pre-heat indicator</li> <li>/ Charging indicator</li> <li>/ Engine fuel pressure warning</li> <li>/ Transmission oil pressure warning</li> <li>/ Horn</li> <li>/ Reversing buzzer</li> <li>/ Power off</li> </ul>	<ul style="list-style-type: none"> <li>/ Standard wide view duplex mast</li> <li>/ Standard forks</li> <li>/ Standard fork carriage</li> <li>/ Standard load back rest</li> <li>/ Mast speed limiting valve</li> <li>/ Load safety valve</li> <li>/ Mast down buffer device</li> <li>/ Mast up buffer device</li> <li>/ Side roller</li> </ul>	

# Options

Truck	Transmission	Power	Hydraulic	Electronics	Mast
<ul style="list-style-type: none"> <li>/ Cabin</li> <li>/ Cabin heater</li> <li>/ Front window</li> <li>/ Super elastic tyre</li> <li>/ No-mark tyre (white/green)</li> <li>/ Suspension seat</li> <li>/ Extinguisher</li> <li>/ Cover of tilt cylinder</li> <li>/ Heightening overhead guard</li> <li>/ Reversing assist grip</li> <li>/ Special given color</li> <li>/ Seat with sensing system</li> <li>/ Boot for tilt cylinder</li> <li>/ Counter weight net</li> <li>/ Toolbox</li> </ul>	<ul style="list-style-type: none"> <li>/ 2-D wheel</li> </ul>	<ul style="list-style-type: none"> <li>/ Dual fuel LPG system</li> <li>/ Big capacity copper radiator</li> <li>/ High-positioned exhaust system</li> <li>/ Middle-positioned exhaust system</li> <li>/ Air pre-cleaner</li> <li>/ Net cover of radiator</li> <li>/ Sparkle arrester</li> <li>/ Purified exhaust system</li> <li>/ Swivel LPG bottle support</li> <li>/ Downward LPG bottle support</li> <li>/ Fan protector</li> </ul>	<ul style="list-style-type: none"> <li>/ Auxiliary hydraulic valve</li> <li>/ Electro-hydraulic proportional control system</li> <li>/ Return oil filter</li> </ul>	<ul style="list-style-type: none"> <li>/ OBD</li> <li>/ Front working light</li> <li>/ Rear working light</li> <li>/ Warning lamp</li> <li>/ Oil-water separator warning</li> </ul>	<ul style="list-style-type: none"> <li>/ Duplex wide view free-lift mast</li> <li>/ Triplex wide view free-lift mast</li> <li>/ Triplex wide view 4-cylinder free-lift mast</li> <li>/ Special forks</li> <li>/ Wider fork carriage</li> <li>/ Wider load back rest</li> </ul>

# Optional Attachments

- / Paper roll clamp
- / Rotating bale clamp
- / Load stabilizer
- / Multi-drum clamp
- / Bale clamp
- / Drum clamp
- / Dumping clamp
- / Crane arm
- / String Pole
- / Sideshifter
- / Rotating forks
- / Fork extensioner
- / Load release device
- / Carton clamp
- / Push-pull device
- / Bucket
- / Hook
- / Lengthened fork







### 1.0~1.75t XF series mast: (pneumatic)

Type	Model	Max. fork height	Overall height				Free lift		Front Overhang		Tilt range		Capacity						
			Lowered	Extended		Without backrest	With backrest	Without backrest	With backrest	1 / 1.5 / 1.75t		FWD	BWD	Load capacity at 500mm					
				Without backrest	With backrest					mm	mm			(°)	(°)	Single tire		Dual tire	
Wide view mast	X15M200	2000	1495	2565	2955	155	155	405	410	6	12	1000	1500	1750	1000	1500	1750		
	X15M250	2500	1745	3065	3455	155	155	405	410	6	12	1000	1500	1750	1000	1500	1750		
	X15M270	2700	1845	3265	3655	155	155	405	410	6	12	1000	1500	1750	1000	1500	1750		
	X15M300	3000	1995	3565	3955	155	155	405	410	6	12	1000	1500	1750	1000	1500	1750		
	X15M330	3300	2145	3865	4255	155	155	405	410	6	12	1000	1500	1750	1000	1500	1750		
	X15M350	3500	2245	4065	4455	155	155	405	410	6	12	1000	1500	1750	1000	1500	1750		
	X15M370	3700	2395	4265	4655	155	155	405	410	6	12	1000	1500	1750	1000	1500	1750		
	X15M400	4000	2595	4600	4955	155	155	405	410	6	12	1000	1500	1650	1000	1500	1700		
	X15M430	4300	2745	4900	5255	155	155	405	410	6	6	950	1450	1600	1000	1450	1650		
	X15M450	4500	2845	5100	5455	155	155	405	410	6	6	900	1400	1550	950	1400	1600		
	X15M470	4700	2945	5300	5655	155	155	405	410	6	6	850	1350	1500	900	1350	1550		
	X15M500	5000	3095	5600	5955	155	155	405	410	6	6	800	1300	1450	850	1300	1500		
	X15M550	5500	3345	6100	6455	155	155	405	410	6	6	/	/	/	750	1150	1300		
	X15M600	6000	3595	6600	6955	155	155	405	410	6	6	/	/	/	700	1050	1150		
	X15U200	2000	1560	2585	2945	975	615	405	410	6	12	1000	1500	1750	1000	1500	1750		
X15U250	2500	1810	3085	3445	1225	865	405	410	6	12	1000	1500	1750	1000	1500	1750			
X15U270	2700	1910	3285	3645	1325	965	405	410	6	12	1000	1500	1750	1000	1500	1750			
X15U300	3000	2010	3490	3850	1425	1065	405	410	6	12	1000	1500	1750	1000	1500	1750			
X15U330	3300	2160	3785	4145	1525	1215	405	410	6	12	1000	1500	1750	1000	1500	1750			
X15U350	3500	2260	3985	4445	1625	1315	405	410	6	12	1000	1500	1750	1000	1500	1750			
X15U370	3700	2360	4185	4645	1725	1415	405	410	6	12	1000	1500	1750	1000	1500	1750			
X15U400	4000	2560	4585	4945	1975	1615	405	410	6	12	1000	1500	1650	1000	1500	1700			
X15N400	4000	1970	4680	4955	1300	1025	420	425	6	6	900	1400	1550	950	1400	1600			
X15N430	4300	2070	4980	5255	1400	1125	420	425	6	6	850	1350	1500	900	1350	1550			
X15N450	4500	2120	5130	5455	1500	1175	420	425	6	6	800	1300	1450	850	1300	1500			
X15N470	4700	2170	5380	5750	1585	1225	420	425	6	6	750	1250	1400	800	1250	1450			
X15N500	5000	2270	5595	5955	1685	1325	420	425	6	6	700	1200	1350	800	1250	1450			
X15N550	5500	2470	6095	6455	1885	1525	420	425	3	6	650	950	1050	750	1150	1300			
X15N600	6000	2720	6730	7095	2100	1725	420	425	3	6	600	700	750	700	1050	1150			
X15N650	6500	2870	7180	7455	2200	1925	420	425	3	6	/	/	/	550	800	900			
X15N700	7000	2970	7595	7955	2385	2025	420	425	3	6	/	/	/	400	550	650			

With sideshifter minus 150kg, with integral sideshifter minus 100kg.

### 2.0~2.5t XF series mast: (pneumatic)

Type	Model	Max. fork height	Overall height				Free lift		Front Overhang		Tilt range		Capacity			
			Lowered	Extended		Without backrest	With backrest	Without backrest	With backrest	FWD	BWD	Load capacity at 500 mm				
				Without backrest	With backrest							2.0t		2.5t		
Wide view mast	X25M200	2000	1535	2660	3045	140	140	465	6	12	2000	2500	2000	2500		
	X25M250	2500	1785	3160	3545	140	140	465	6	12	2000	2500	2000	2500		
	X25M270	2700	1885	3360	3745	140	140	465	6	12	2000	2500	2000	2500		
	X25M300	3000	2035	3660	4045	140	140	465	6	12	2000	2500	2000	2500		
	X25M330	3300	2185	3960	4345	140	140	465	6	12	2000	2500	2000	2500		
	X25M350	3500	2285	4160	4545	140	140	465	6	12	2000	2500	2000	2500		
	X25M370	3700	2385	4360	4745	140	140	465	6	12	2000	2500	2000	2500		
	X25M400	4000	2535	4660	5045	140	140	465	6	12	2000	2500	2000	2500		
	X25M430	4300	2785	4960	5345	140	140	465	6	6	1950	2400	2000	2450		
	X25M450	4500	2885	5160	5545	140	140	465	6	6	1950	2300	1950	2350		
	X25M470	4700	2985	5360	5745	140	140	465	6	6	1850	2250	1900	2300		
	X25M500	5000	3135	5660	6045	140	140	465	6	6	1800	2150	1850	2100		
	X25M550	5500	3385	6160	6545	140	140	465	3	6	/	/	1600	1900		
	X25M600	6000	3635	6660	7045	140	140	465	3	6	/	/	1400	1750		
	X25U200	2000	1560	2680	3045	880	510	465	6	12	2000	2500	2000	2500		
X25U250	2500	1810	3180	3545	1130	760	465	6	12	2000	2500	2000	2500			
X25U270	2700	1910	3380	3745	1230	860	465	6	12	2000	2500	2000	2500			
X25U300	3000	2010	3580	3945	1330	960	465	6	12	2000	2500	2000	2500			
X25U330	3300	2160	3880	4245	1480	1110	465	6	12	2000	2500	2000	2500			
X25U350	3500	2260	4080	4445	1580	1210	465	6	12	2000	2500	2000	2500			
X25U370	3700	2360	4280	4645	1680	1310	465	6	12	2000	2500	2000	2500			
X25U400	4000	2560	4680	5045	1880	1510	465	6	12	2000	2450	2000	2500			
X25N400	4000	2000	4700	5045	1300	955	480	6	6	1950	2450	1950	2500			
X25N430	4300	2100	5000	5345	1400	1055	480	6	6	1900	2400	1950	2450			
X25N450	4500	2150	5230	5595	1470	1105	480	6	6	1850	2300	1850	2300			
X25N470	4700	2200	5380	5745	1520	1155	480	6	6	1800	2250	1800	2300			
X25N500	5000	2300	5690	6045	1620	1255	480	6	6	1700	1900	1800	2100			
X25N550	5500	2500	6180	6545	1820	1455	480	3	6	1450	1600	1600	1900			
X25N600	6000	2750	7030	7455	2070	1705	480	3	6	1000	1050	1400	1750			
X25N650	6500	2900	7200	7545	2200	1855	480	3	6	/	/	1200	1450			
X25N700	7000	3050	7680	8045	2370	2005	480	3	6	/	/	1000	1150			

With sideshifter minus 150kg, with integral sideshifter minus 100kg.

### 3.0~3.5t XF series mast: (pneumatic)

Type	Model	Max. fork height	Overall height						Free lift				Front Overhang		Tilt range		Capacity			
			Lowered (mm)	Extended				Without backrest (mm)	With backrest (mm)	Without backrest (mm)	With backrest (mm)	FWD	BWD	Load capacity at 500 mm						
				3.0t	3.5t	3.0t	3.5t							3.0t	3.5t	Single tire (kg)		Dual tire (kg)		
Wide view mast	X30/35M200	2000	1550	1665	2735	2815	3145	3145	145	145	145	145	480	485	6	12	3000	3500	3000	3500
	X30/35M250	2500	1800	1915	3235	3315	3645	3645	145	145	145	145	480	485	6	12	3000	3500	3000	3500
	X30/35M270	2700	1900	2015	3435	3515	3845	3845	145	145	145	145	480	485	6	12	3000	3500	3000	3500
	X30/35M300	3000	2050	2165	3735	3815	4145	4145	145	145	145	145	480	485	6	12	3000	3500	3000	3500
	X30/35M330	3300	2200	2315	4035	4115	4445	4445	145	145	145	145	480	485	6	12	3000	3500	3000	3500
	X30/35M350	3500	2300	2415	4235	4315	4645	4645	145	145	145	145	480	485	6	12	3000	3500	3000	3500
	X30/35M370	3700	2450	2565	4435	4515	4845	4845	145	145	145	145	480	485	6	12	3000	3500	3000	3500
	X30/35M400	4000	2650	2765	473															