



ZHEJIANG HANGCHA IMP. & EXP. CO., LTD.

Factory site: 666 Xiangfu Road,
Hangzhou, Zhejiang, China (311305)

Tel: +86-571-88926735 88926755
Fax: +86-571-88926789 88132890

sales@hcforklift.com
www.hcforklift.com



Follow us on
Facebook



Follow us on
YouTube



Follow us on
WeChat



Download "Hangcha
Forklift" App



ISO14001
ISO14001:2015



ISO9001
ISO9001:2015



HANGCHA trucks conform
to the European Safety
Requirements.

HANGCHA GROUP CO., LTD. reserves the right to make any changes without notice concerning colors, equipment, or specifications detailed in this brochure, or to discontinue individual models. The colors of trucks, delivered may differ slightly from those in brochures.

2022 VERSION 1/COPYRIGHT 2022/06

2WD High Performance Rough Terrain Forklift

with capacities of 2,500 to 3,500kg

STAGE V
CERTIFIED



The World of Hangcha
SINCE 1956



CONCEPT

The multipurpose concept refers to the capability of the forklift truck to work in many different areas, with a great performance no matter how hard the conditions are.

We studied all the specifications of the best forklifts in the world, specialized in industrial and rough terrain types, determining the characteristics that makes a forklift work well in an industrial environment. After that, we combined such information, to prepare the basis of the design of our product.

INTRODUCTION

High-performance two-drive internal combustion rough terrain forklift is the continuation of the existing product series, adhering to its original advantages, through the standard configuration of wet brake, multi-gear transmission and other configurations, greatly improve the vehicle performance.

6 reasons

choose

2WD High Performance
Rough Terrain Forklift

- ▶ **RELIABILITY**
- ▶ **PRODUCTIVITY**
- ▶ **ENVIRONMENTAL FRIENDLINESS**
- ▶ **COMFORTABLE OPERATION**
- ▶ **EASY MAINTENANCE**
- ▶ **HIGH PERFORMANCE**




HANGCHA be with you at every stage
Efficient, reliable solutions for your demands


STAGE V & TIER 4F

With Hangcha you can meet all Stage V/Tier 4f emissions standards which provides customer demands for value, innovation and performance. The technologies include common rail fuel systems, diesel oxidation catalysts (DOC) and diesel particulate filters (DPF). Designed and optimised to every engine model, our forklift truck maximises efficiency and reliability.

**Powerful/
Efficient/
Reliable**



KUBOTA



Interactive instrument: The instrument adopts 4.0-inch color LCD display with four interactive buttons, and has one CAN bus communication function. The communication protocol is compatible with SAE J1939 standards.



HANGCHA Forklift with StageV and T4F


No.	Capacity	Series	Manufacturer	Engine	Drive power	Model	Emission Std.	Transmission	Power (kw/rpm)
1	2.5-3.5t	RT	KUBOTA	V2607-CR-TE5B	Diesel	CPCD25/30/35-X2W98E-RT2	StageV / Tier4 final	CHINA	47.3/2400

Note: RT means 2WD/4WD Rough Terrain forklift

RELIABILITY



The differential with a locking function, designed for rugged terrain and harsh natural environment, provides effective power traction, effectively lock the skid wheel, to help the forklift truck out of trouble.



Dual air filter, extra capacity combined radiator with serpentine wave and optimized heat dissipation channel enhance the heat dissipation capability to keep engine reliability even in heavy-duty applications.



Higher specification fork mounting level-3B, more weight can be loaded.

Wide-base deep tread tyres

The drive axle is equipped with wide-base deep tread tires, wet brake, differential mechanism with electronic lock, as well as reinforced steering drive axle, and can better adapt to special working conditions.

Front tyre:14-17.5



Rear tyre:27x10-12



PRODUCTIVITY



The new Dynamic load sensing hydraulic steering system contributes to reduce loss of hydraulic and improve energy efficiency.



The new efficiency lighting system employs LED illuminant and new type reflector to reduce energy consumption, improve significantly illumination performance and prolong work time.



COMFORTABLE OPERATION


In developing the rough terrain forklift, comfort and easy operation is always considered, for example, improved vibrating levels, compound engine damper and full floating seat and cabin are all applied. Comfortable also contribute to increased productivity and reduced the noise.



1. In addition to rubber damper between overhead and frames, compound engine damper and full floating power train achieve flexible connection between frames and driving system, as a result, traveling vibrations and vibrations from the driving system are significantly reduced.



2. The extra foot space is provided to reduce operator fatigue significantly, non-slip step makes getting in and out easy and safe. The new designed steering wheel, new brake system and the easy-to-operate levers provide total handling operation.



3. Optimized designing structure to offer a good visibility.



4. The new design mast provides broad forward visibility due to the longer distance between inside mast.



EASY MAINTENANCE



Newly-developed LCD instrument has more comprehensive functions and more stable performance and entirely displays the full truck state, fault code and other important information, which can make the operator more intuitively and conveniently have a better knowledge of truck state and make the maintenance conveniently.



Adoption of new generation integrated electric box makes maintenance and repair convenient, layout becomes more reasonable and with better water-proof performance.



The easy-to-open hook provides quick access to the engine compartment.



Wet brake offers maximum service life for your brake system.

- / The cover on the Panel can be lifted up simply to check the brake fluid.
- / The two-piece design makes the floorboard easy to lift and remove for access to the power train.
- / The fasteners of the radiator cover can be turned easily by hand to enable quick inspections or servicing.



2WD HIGH PERFORMANCE ROUGH TERRAIN FORKLIFT



HIGH PERFORMANCE



Maneuverability

The distance to ground is 290mm for 3.0t, it offers greater maneuverability and keep the truck moving in the roughest of applications, and yet we keep a very low center of gravity, by using a distributed weight in the forklift, giving it an excellent stability.



Three forward gears

Suspension hydraulic transmission with three forward gears, top speed reach 26km/h.

Standard specification

- / Suspension transmission
- / Differential lock
- / Suspension seat
- / Return oil filter
- / Big capacity aluminum radiator
- / Air filter
- / Rear working light
- / Warning lamp
- / Cover for tilt cylinder
- / Reversing assist grip
- / Wider fork carriage
- / Wider load backrest
- / LED light

Options

- / Cabin
- / Heater
- / Front window
- / L/R mirror
- / Extinguisher
- / Customer painting
- / OPS system
- / Sparkle arrester
- / Purified exhaust system
- / Auxiliary hydraulic valve
- / Front working light
- / Triplex wide view free-lift mast
- / Special forks
- / Weigher system
- / Attachments
- / Net cover of radiator

2WD High Performance Rough Terrain Forklift Specification:

Distinguishing mark	1.1	Manufacturer		HANGCHA GROUP CO.,LTD.							
	1.2	Manufacturer's type designation		CPCD25-X2W33E-RT2	CPCD30-X2W33E-RT2	CPCD35-X2W33E-RT2	CPCD25-X2W98E-RT2	CPCD30-X2W98E-RT2	CPCD35-X2W98E-RT2	CPCD25-X2G72E-RT2	CPCD30-X2G72E-RT2
	1.3	Drive: electric (battery or mains), diesel, petrol, fuel gas		Diesel	Diesel	Diesel	Diesel	Diesel	Diesel	Diesel	Diesel
	1.4	Operator type: hand, pedestrian, standing, seated, order-picker		Seated	Seated	Seated	Seated	Seated	Seated	Seated	Seated
	1.5	Rated capacity/rated load	Q (kg)	2500	3000	3500	2500	3000	3500	2500	3000
	1.6	Load centre distance	c (mm)	500	500	500	500	500	500	500	500
	1.8	Load distance, centre of drive axle to fork	x (mm)	585	600	600	585	600	600	585	600
	1.9	Wheelbase	y (mm)	1880	1880	1880	1880	1880	1880	1880	1880
Weight	2.1	Service Weight	kg	4850	5340	5600	4850	5340	5600	4850	5340
	2.2	Axle loading, laden front/rear	kg	6190/1160	7200/1140	7900/1200	6190/1160	7200/1140	7900/1200	6190/1160	7200/1140
	2.3	Axle loading, unladen front/rear	kg	2130/2720	2340/3000	2300/3300	2130/2720	2340/3000	2300/3300	2130/2720	2340/3000
Tyres,chassis	3.1	Tyres: solid rubber, superelastic, pneumatic, polyurethane		Pneumatic	Pneumatic	Pneumatic	Pneumatic	Pneumatic	Pneumatic	Pneumatic	Pneumatic
	3.2	Tyre size, front		12-16.5	14-17.5	14-17.5	12-16.5	14-17.5	14-17.5	12-16.5	14-17.5
	3.3	Tyre size, rear		27×10-12	27×10-12	27×10-12	27×10-12	27×10-12	27×10-12	27×10-12	27×10-12
	3.5	Wheels, number front / rear (x = driven wheels)		2x/2	2x/2	2x/2	2x/2	2x/2	2x/2	2x/2	2x/2
	3.6	Tread, front	b10 (mm)	1250	1250	1250	1250	1250	1250	1250	1250
	3.7	Tread, rear	b11 (mm)	1205	1205	1205	1205	1205	1205	1205	1205
Dimensions	4.1	Tilt of mast/fork carriage forward/backward	α/β(°)	10/12	10/12	10/12	10/12	10/12	10/12	10/12	10/12
	4.2	Height, mast lowered	h1 (mm)	2215	2350	2350	2215	2350	2350	2215	2350
	4.3	Free lift	h2 (mm)	140	150	150	140	150	150	140	150
	4.4	Lift	h3 (mm)	3000	3000	3000	3000	3000	3000	3000	3000
	4.5	Height, mast extended	h4 (mm)	4122	4142	4142	4122	4142	4142	4122	4142
	4.7	Height of overhead guard (cabin) Std.	h6 (mm)	2390	2420	2420	2390	2420	2420	2390	2420
		Height of overhead guard (cabin) Opt.	h6 (mm)	2240	2270	2270	2240	2270	2270	2240	2270
	4.19	Overall length	l1 (mm)	4345	4360	4360	4345	4360	4360	4345	4360
	4.20	Length to face of forks	l2 (mm)	3125	3140	3140	3125	3140	3140	3125	3140
	4.21	Overall width	b1(mm)	1557	1599	1599	1557	1599	1599	1557	1599
	4.22	Fork dimensions	s/e/l (mm)	40×122×1220	50×122×1220	50×122×1220	40×122×1220	50×122×1220	50×122×1220	40×122×1220	50×122×1220
	4.23	Fork carriage DIN 15 173 --- ISO 2328, class/type A,B		B	B	B	B	B	B	B	B
	4.24	Fork-carriage width	b3 (mm)	1150	1150	1150	1150	1150	1150	1150	1150
	4.25	Distance between fork-arms	b5 (mm)	290-1150	290-1150	290-1150	290-1150	290-1150	290-1150	290-1150	290-1150
	4.31	Ground clearance, laden, below mast	m1 (mm)	240	270	270	240	270	270	240	270
	4.32	Ground clearance, centre of wheelbase	m2 (mm)	260	290	290	260	290	290	260	290
	4.34	Aisle width	Ast (mm)	4855	4870	4870	4855	4870	4870	4855	4870
	4.35	Turning radius	Wα (mm)	2850	2850	2850	2850	2850	2850	2850	2850
Performance data	5.1	Travel speed, laden/unladen	km/h	24/26	24/26	24/26	23/25	23/25	23/25	24/26	24/26
	5.2	Lift speed, laden/unladen	m/s	0.62/0.64	0.49/0.51	0.43/0.51	0.62/0.64	0.47/0.51	0.45/0.51	0.62/0.64	0.49/0.51
	5.3	Lowering speed, laden/unladen	m/s	0.5/0.44	0.5/0.45	0.5/0.45	0.5/0.44	0.5/0.45	0.5/0.45	0.5/0.44	0.5/0.45
	5.5	Drawbar pull, laden	N	40000	45000	45000	42000	47000	49000	40000	45000
	5.7	Gradeability, laden	%	58	55	52	60	58	54	58	55
	5.10	Service brake		Hydraulic	Hydraulic	Hydraulic	Hydraulic	Hydraulic	Hydraulic	Hydraulic	Hydraulic
		Parking brake		Mechanical	Mechanical	Mechanical	Mechanical	Mechanical	Mechanical	Mechanical	Mechanical
Combustion-engine	7.1	Engine manufacturer/type		YANMAR 4TNE98	YANMAR 4TNE98	YANMAR 4TNE98	KUBOTA V2607-CR-TE5B	KUBOTA V2607-CR-TE5B	KUBOTA V2607-CR-TE5B	XINCHAI 4D32XG30-011	XINCHAI 4D32XG30-011
	7.2	Engine power according to DIN ISO 1585	kw/r/min	42.1/2300	42.1/2300	42.1/2300	47.3/2400	47.3/2400	47.3/2400	45/2500	45/2500
	7.3	Rated speed	N-m/r/min	196/1700	196/1700	196/1700	221.7/1500	221.7/1500	221.7/1500	200/1500~1800	200/1500~1800
	7.4	Number of cylinders/displacement	(-)/cm³	4/3319	4/3319	4/3319	4/2615	4/2615	4/3168	4/3168	4/3168
	7.10	Battery voltage/nominal capacity	V/Ah	12/90	12/90	12/90	12/90	12/90	12/90	12/90	12/90
Addition data	10.3	Hydraulic Tank - capacity (drain & refill)	liter	60	60	60	60	60	60	60	60
	10.4	Fuel tank capacity	liter	60	60	60	55	55	55	60	60

2.5-3.5t Mast:(pneumatic)

Type	Model	Max.fork height	Overall height						Free lift				Front Overhang		Tilt range	
			Lowered (mm)		Extended				Without backrest (mm)		With backrest (mm)		(mm)		FWD	BWD
			mm	mm	2.5t	3/3.5t	2.5t	3/3.5t	2.5t	3/3.5t	2.5t	3/3.5t				
Wide view mast	RTE25/35M300	3000	2215	2350	3782	3993	4122	4142	140	150	140	150	585	600	10	12
	RTE25/35M330	3300	2365	2500	4082	4293	4422	4442	140	150	140	150	585	600	10	12
	RTE25/35M350	3500	2465	2600	4282	4493	4622	4642	140	150	140	150	585	600	10	12
	RTE25/35M370	3700	2615	2700	4482	4693	4822	4842	140	150	140	150	585	600	10	12
	RTE25/35M400	4000	2815	2950	4782	4993	5122	5142	140	150	140	150	585	600	10	12
Wide view full free triplex mast	RTE25/35N400	4000	2115	2300	4860	5025	5122	5269	1255	1275	993	1031	603	618	10	12
	RTE25/35N430	4300	2215	2400	5160	5325	5422	5569	1355	1375	1093	1131	603	618	10	12
	RTE25/35N450	4500	2265	2450	5360	5525	5622	5769	1405	1425	1143	1181	603	618	10	12
	RTE25/35N470	4700	2365	2550	5560	5725	5822	5969	1505	1525	1243	1281	603	618	10	12
	RTE25/35N500	5000	2515	2700	5860	6025	6122	6269	1655	1675	1393	1431	603	618	6	6
	RTE25/35N550	5500	2715	2900	6360	6525	6622	6769	1855	1875	1593	1631	603	618	6	6
	RTE25/35N600	6000	2965	3150	6860	7025	7122	7269	2105	2125	1843	1881	603	618	6	6

